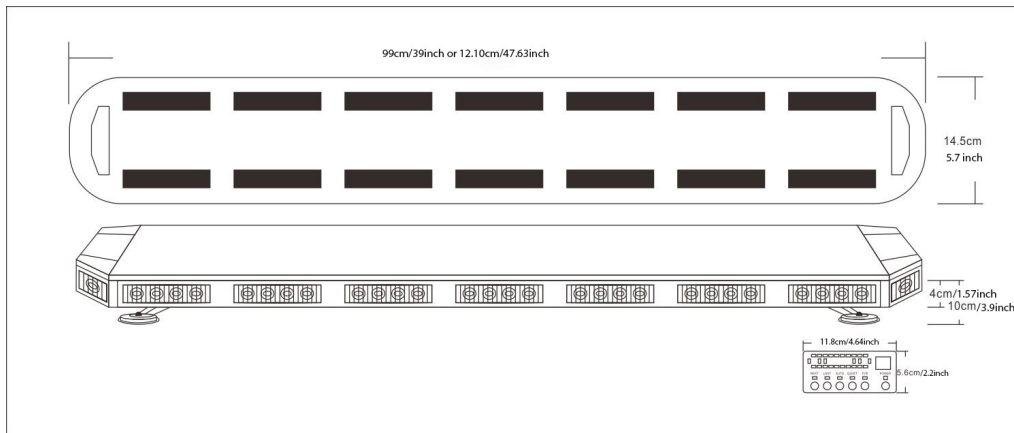


# ELITEOPTO™ Work Truck Light Bar



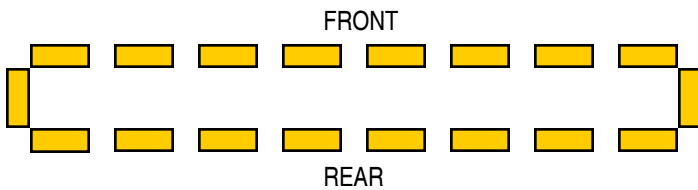
# Work Truck Light Bar

The work truck light bar functions as an EMERGENCY WARNING light for DOT work trucks, utility work trucks and other emergency vehicles. SAE & DOT Class 1 light output for primary emergency warning use.

**Specification:**

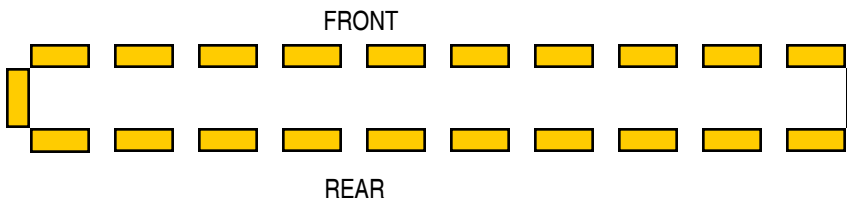
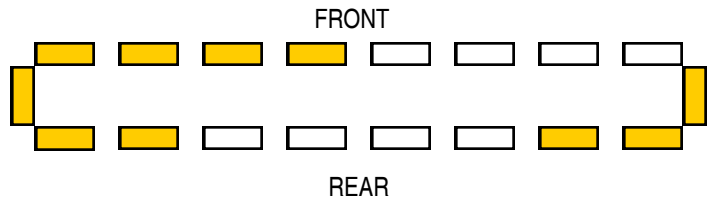
Sealed PC lens, aluminum base, water resistant, built-in self-contained 15 flash pattern included, left or right bond traffic master and front or rear side on/off, 19 foot cable comes with internal dashboard control box. Vehicle cab roof mounting and headache rock mounting kits included. Operating voltage:12V-24VDC

**Order Part Number:**



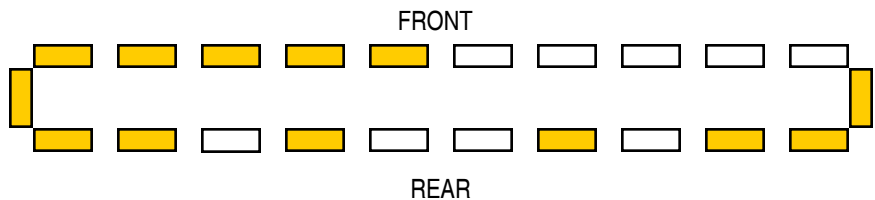
**F7040100:** 40" bar, 8 amber Gen 3 light heads to front and back, 15 flash patterns including directional flash pattern to rear. 19 foot cable comes with instant flash display dashboard control box, 12V-24VDC.

**F7040150:** 40" bar, 8 amber/white Gen 3 light heads to front and back, 15 flash patterns including directional flash pattern to rear. 19 foot cable comes with instant flash display dashboard control box, 12V-24VDC.



**F8648100:** 48" bar, 10 amber Gen 3 light heads to front and back, 15 flash patterns including directional flash pattern to rear. 19 foot cable comes with instant flash display dashboard control box, 12V-24VDC.

**F8648150:** 48" bar, 10 amber/white Gen 3 light heads to front and back, 15 flash patterns including directional flash pattern to rear. 19 foot cable comes with instant flash display dashboard control box, 12V-24VDC.



**ALT ENTERPRISES:**  
27636 AVE SCOTT STE D, VALENCIA CA 91355  
TEL:(661)295-6818, FAX:(661)295-6816,